

A decorative graphic is present on the page. It features a large, thin, gold-colored arc that starts near the top right and curves down towards the bottom right. A vertical grey line is positioned to the right of the arc's end, and a horizontal grey line is positioned below the arc's end. A small gold square is located at the intersection of these two lines. In the top left corner, there is a solid green rectangle. A small gold square is also located at the bottom right corner of this green rectangle, with a thin grey line extending from it towards the center of the page.

Long-Term Care Choices: A Survey of Arkansas Residents Age 40+

January 2007



Long-Term Care Choices: A Survey of Arkansas Residents Age 40+

**Data Collected by Woelfel Research, Inc.
Report Prepared by Joanne Binette**

**Copyright © 2007
AARP
Knowledge Management
601 E Street NW
Washington, DC 20049
<http://www.aarp.org/research/>
Reprinting with Permission**

AARP is a nonprofit, nonpartisan membership organization that helps people 50+ have independence, choice and control in ways that are beneficial and affordable to them and society as a whole. We produce *AARP The Magazine*, published bimonthly; *AARP Bulletin*, our monthly newspaper; *AARP Segunda Juventud*, our bimonthly magazine in Spanish and English; *NRTA Live & Learn*, our quarterly newsletter for 50+ educators; and our website, www.aarp.org. AARP Foundation is an affiliated charity that provides security, protection, and empowerment to older persons in need with support from thousands of volunteers, donors, and sponsors. We have staffed offices in all 50 states, the District of Columbia, Puerto Rico, and the U.S. Virgin Islands.

Acknowledgements

AARP staff from the Arkansas State Office, State Affairs, and Knowledge Management contributed to the design and implementation of this study. Special thanks go to AARP staff including Maria Reynolds-Diaz, Pat Jones, Sam Sellers, and Mark Johnson, Arkansas State Office; Ilene Henshaw, State Affairs; Rachelle Cummins, Darlene Matthews, Erica Dinger, and Jennifer Leslie, Knowledge Management. Thanks also go to Jami Wyatt, Office of General Counsel, for her review of the report. John Woelfel of Woelfel Research, Inc. insured a timely and high quality survey. Joanne Binette, AARP Knowledge Management, managed all aspects of the project and wrote the report. For more information, contact Joanne Binette at (202) 434-6303.

Background

For many years, the vast majority of Medicaid dollars for long-term care in Arkansas has been spent on institutional care. According to the 2005 Medstat Report on Medicaid Long-Term Care Expenditures, approximately 71 percent of Medicaid long-term care dollars in Arkansas are spent on institutional care, such as nursing homes, while only 29 percent are spent on home and community-based care.¹ There has been a proposal to create the Arkansas Options Counseling for Long-Term Care Program. This program will require that those looking for long-term care services in Arkansas be informed of all the care options offered in their area, and of all the factors to consider when choosing long term-care services and providers. Under this proposed program, Arkansans will be able to choose their care setting and public funding such as Medicaid dollars will “follow the person.”

AARP Arkansas commissioned a survey to gauge state residents’ opinions about long-term care services in Arkansas. The survey specifically explored respondents’ preferences about where they want to receive long-term care services and what sources they would use to find out about these services. The survey further examined respondents’ support for being made aware of all possible choices for long-term care, having the right to use video technology in nursing home residents’ rooms, and maintaining the right of nursing home residents to take nursing homes to court in cases of abuse and neglect.

This study was a random digit dial (RDD) telephone survey of 800 Arkansas residents age 40 and older as well as an additional 200 Arkansas AARP members age 50 and older from a list of randomly selected AARP members in the state. The survey was conducted between December 14 and 27, 2006. There were no statistically significant differences in the responses of the 800 Arkansas residents age 40+ and the 200 Arkansas AARP members age 50+. For the purposes of this report the responses from both groups were combined for a total sample of 1,000 respondents.

¹ Office of State Agency Financial Management, CMS 64 data. (July 7, 2006). Distribution of Medicaid Long-Term Expenditures: Institutional vs. Community-Based Services, FY 2005.

Highlights

- Almost all respondents believe it is important to be able to get reliable unbiased information about all types of long-term care services that are available in their community.
- Approximately three in four respondents support a law requiring options counseling so that Arkansas residents needing information about long-term care services can be made aware of all the possible choices for these services that are available in their community.
- More than three-quarters of respondents want to receive long-term care services at home from family and friends, a personal care aide, or both when long-term care is needed. Very few (4%) would prefer to receive care in a nursing home.
- Almost all respondents believe it is important to have long-term care services that would enable them or their family members to stay at home as long as possible when care is needed.
- Although most respondents do not want to receive care in a nursing home, they are strongly supportive of actions to protect nursing home residents:
 - Almost three in four respondents support a law in Arkansas that would ensure the right of nursing home residents to use video technology to visit with their family members and to monitor their own care.
 - Eighty-five percent of respondents strongly support maintaining the right of nursing home residents and their families to take nursing homes to court for neglecting and abusing nursing home residents.

Findings

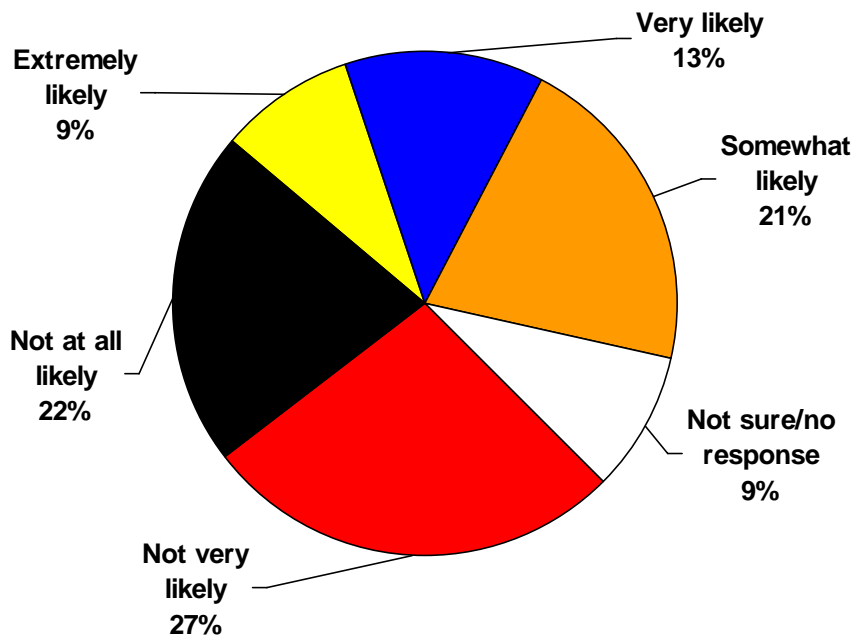
More than one in four Arkansas respondents says they or a family member used long-term care services within the last five years.

About one in four (28%) Arkansas respondents age 40 and older or members of their families used long-term care services within the past five years making many of those surveyed familiar with long-term care issues.

Over four in ten respondents say they or a family member are likely to need long-term care services in the next five years.

One in five of those surveyed say they or a family member are extremely or very likely to need long-term care services in the next five years while another one in five say they are somewhat likely. Given that respondents are likely to be confronted with the need for long-term care in the next five years, long-term care issues will be of immediate concern for many of those surveyed.

**Likelihood of Needing Long-term Care Services in the Next Five Years*
(N = 1,000)**



*Percentages may not add up to 100 due to rounding.

Respondents are most likely to find out about long-term care services from their doctors, health and human services, family and friends, or Area Agencies on Aging.

Respondents were given a list of possible information sources on long-term care and asked where they would be *most* likely to find out about these services. Respondents were asked to select their top choice.

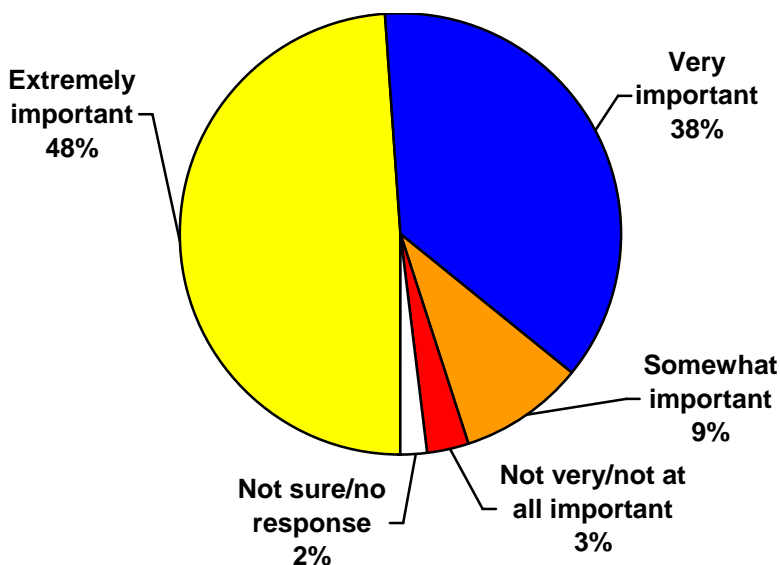
One in six says they would be most likely to find out about long-term care services through their physician (16%) and five percent specify health and human services, family and friends, or Area Agencies on Aging. Three in ten (29%) say they are unsure about where or to whom they would go for this information.

Respondents who specified a preferred source of information (n=689) for long-term care services were asked why they would choose that specific source. In general, more than a third of respondents cite a specific information source because they believe that source to be knowledgeable about long-term care services in their community (34%). Another quarter views their information source as being trustworthy (25%). One in ten chooses their preferred source because it is accessible (12%) or offers the services they need (11%). Respondents choosing other sources of information are not analyzed in this report due to very small sample sizes.

Almost all respondents believe it is important to be able to get reliable unbiased information for all types of available long-term care services in their community.

More than eight in ten respondents say that it is extremely or very important to be able to get reliable unbiased information about all types of long-term care services that are available in their community. Another one in ten believes this is somewhat important.

Importance of Having Reliable Unbiased Information for All Types of Available Long-term Care Services (N = 1,000)

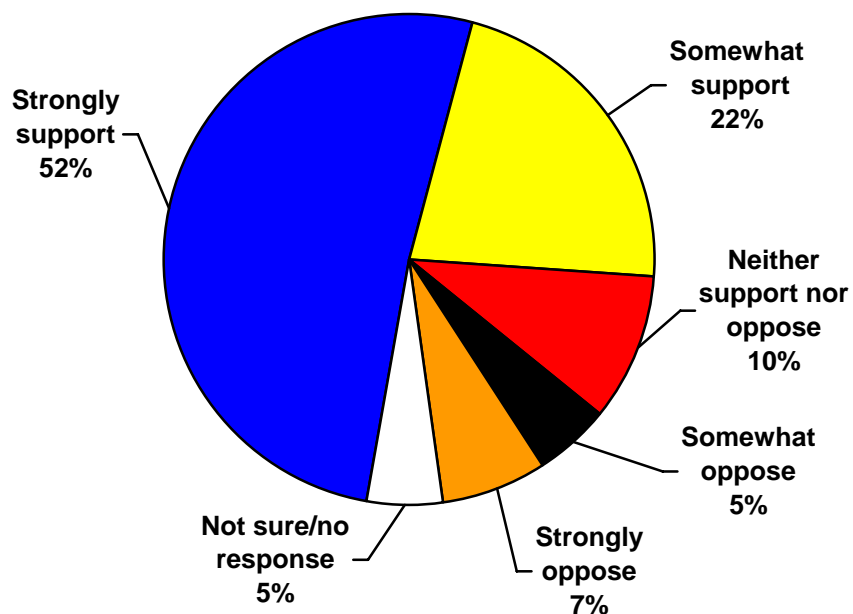


Nearly three in four respondents support a law requiring options counseling so that Arkansas residents seeking information about long-term care services can be made aware of all possible choices.

Options counseling provides accurate and thorough information about what long-term care services, including providers, are available in the community. Options counseling also provides information about what things to consider when making decisions about long-term care. Some of the long-term care services currently available in Arkansas are nursing homes, assisted living facilities, personal care services, and respite care.

Approximately three-quarters support a law requiring options counseling so that Arkansas residents can be made aware of all the possible choices for long-term care services with more than half strongly supporting this law.

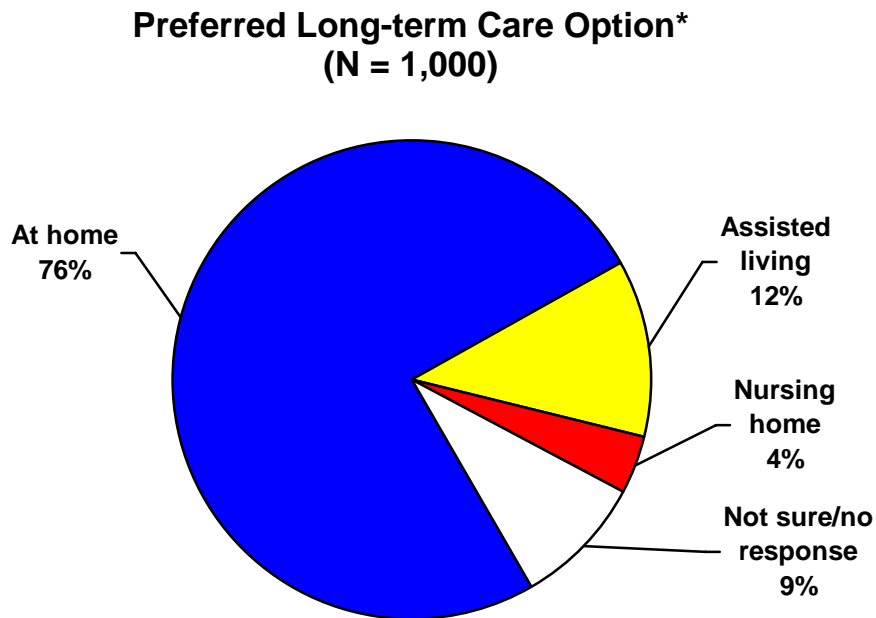
Support for a Law Requiring Options Counseling*
(N = 1,000)



*Percentages may not add up to 100 due to rounding.

Respondents overwhelmingly would prefer to receive long-term care in their own homes while very few would choose to receive care in a nursing home.

Over three-quarters of respondents want to receive long-term care services in their own homes from family and friends, a personal care aide, or both when long-term care is needed. One in eight would prefer to receive care in a residential setting such as an assisted living facility. Few would prefer to receive care in a nursing home.



*Percentages may not add up to 100 due to rounding.

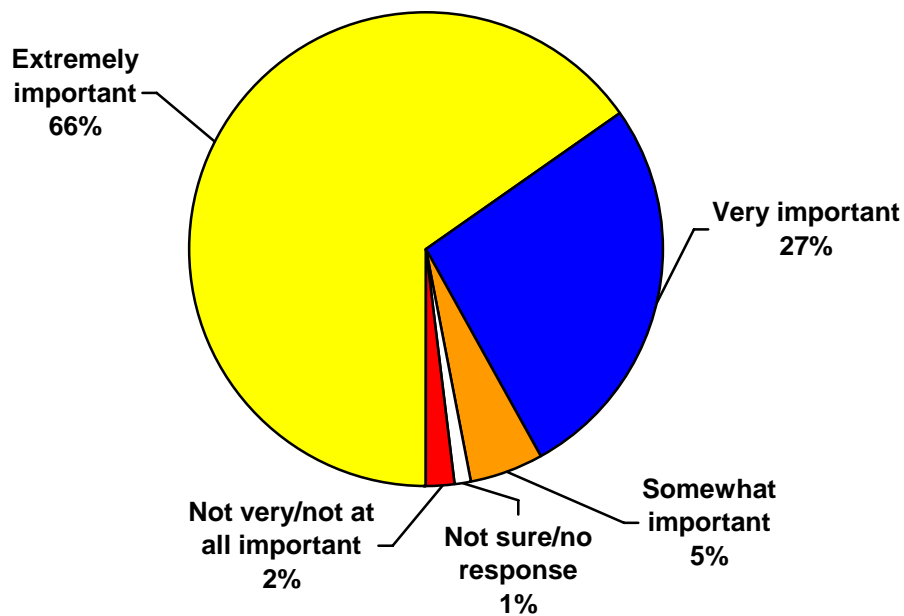
Virtually all respondents want to receive long-term care in their own homes to remain independent, maintain control over the quality of their life, and stay closer to family and friends.

Respondents who specified a preferred location to receive long-term care services (n=907) were asked why they would choose that option. Almost all respondents who prefer to receive care at home (n=740) cite remaining in their own home and as independent as possible (98%), maintaining as much control over the quality of their life as possible (97%), and remaining closer to family and friends (96%) as reasons for this long-term care option. Another three-quarters (77%) cite having greater access to various medical equipment and medical professionals as a reason. For responses on other long-term care options see the attached annotated survey.

Nearly all respondents believe having long-term care services that would enable them or their family members to stay at home as long as possible is extremely or very important.

When asked how important it would be to have long-term care services that would enable a person or their family members to stay at home as long as possible when long-term care is needed, more than nine in ten respondents say that this is extremely or very important. Another five percent believe it is somewhat important.

**Importance of Having Long-term Care Services That Would Enable Arkansans or Their Families to Stay at Home as Long as Possible*
(N = 1,000)**



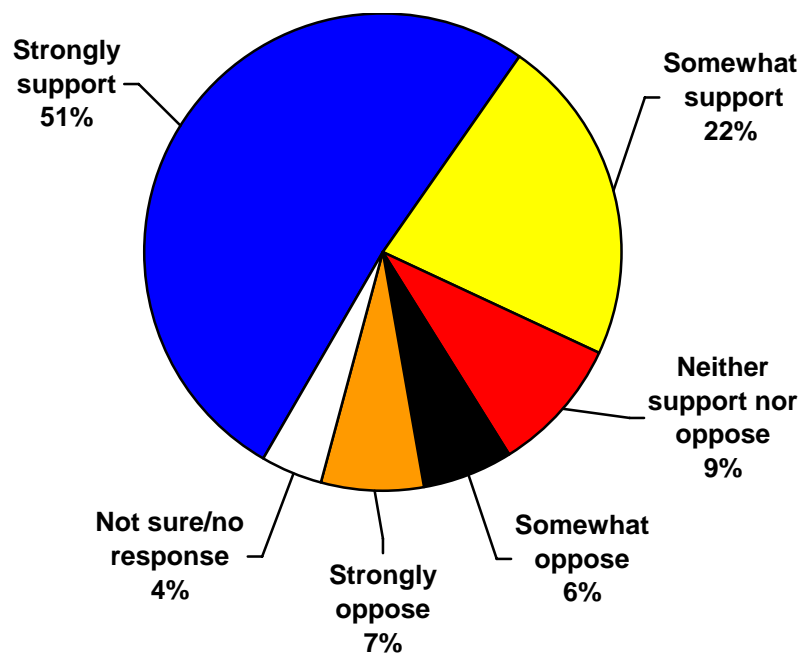
*Percentages may not add up to 100 due to rounding.

Almost three in four respondents support a law in Arkansas that ensures that nursing home residents have the right to use video technology.

Technology is available today that allows nursing home residents to visit with their families using a video camera and a home computer. This technology can also help families monitor the care of their relatives and friends in nursing homes, if the nursing home resident desired this. Video cameras installed in residents’ rooms would focus only on the resident choosing to use this technology. The privacy of roommates choosing not to use this technology would be protected.

More than half of respondents strongly support a law in Arkansas that ensures that nursing home residents have the right to use video technology to visit their family members and to monitor their own care. Another one in five somewhat supports this bill.

**Support for a Law that Ensures the Right of Nursing Home Residents to Use Video Technology in their Rooms*
(N = 1,000)**

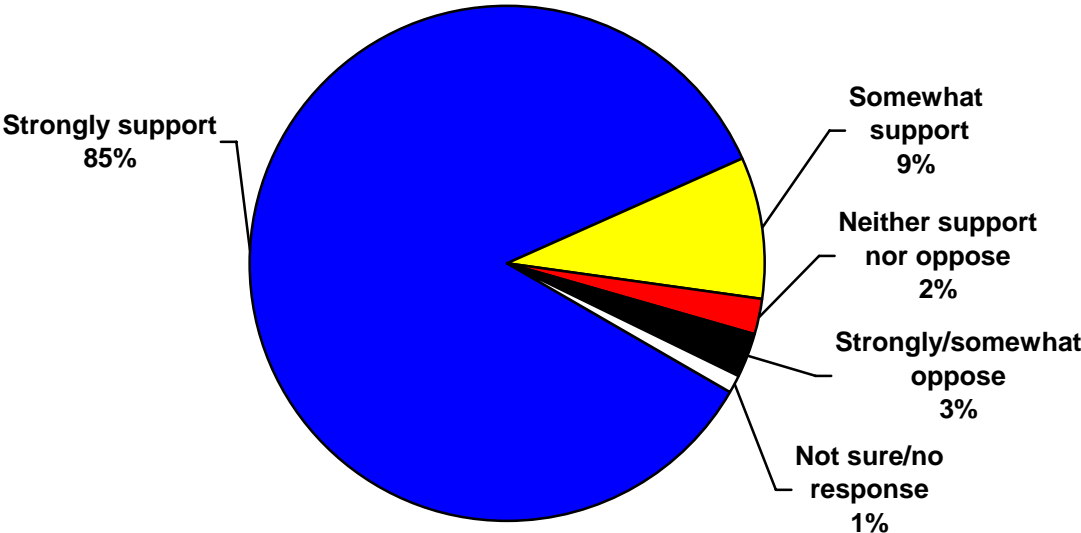


*Percentages may not add up to 100 due to rounding.

Respondents overwhelmingly support maintaining the right of nursing home residents and their families to take nursing homes to court for neglecting and abusing a nursing home resident.

Currently, nursing home residents who are neglected and abused in a nursing home have the right to seek redress in a court of law. Eighty-five percent of respondents strongly support maintaining the right of nursing home residents and their families to take nursing homes to court for neglecting and abusing nursing home residents. Another one in ten somewhat support this action.

Support for Maintaining the Right of Nursing Home Residents and Their Families to Take Nursing Homes to Court for Neglect and Abuse of Nursing Home Residents (N = 1,000)



Conclusions

Arkansans have a strong interest in long-term care issues as many are currently using these services and more will have a need for long-term care in the near future. More than one in four survey respondents or their family has needed long-term care within the *last* five years. Further, more than one in four indicates that they or their family members will need some type of long-term care within the *next* five years. Survey respondents believe it is important to be able to get reliable unbiased information about the types of long-term care services that are available in their community. Respondents' desire for this information is further reflected in their support for a law requiring options counseling so that Arkansas residents can be made aware of all the possible choices for long-term care services. Approximately three-quarters support this law.

Those surveyed want to be able to stay in their own homes as they age, having care provided by family and friends, a paid professional or both when long-term care is needed. Nearly all believe it is important to have long-term care services that will enable themselves or their family members to stay at home as long as possible.

Although very few respondents want to receive long-term care in a nursing home, most are strongly supportive of actions to protect nursing home residents. About three in four support a law in Arkansas that ensures the right of nursing home residents to use video technology to visit with their family and to monitor their own care. Almost all respondents support maintaining the right of nursing home residents and their families to take nursing homes to court for neglecting and abusing nursing home residents.

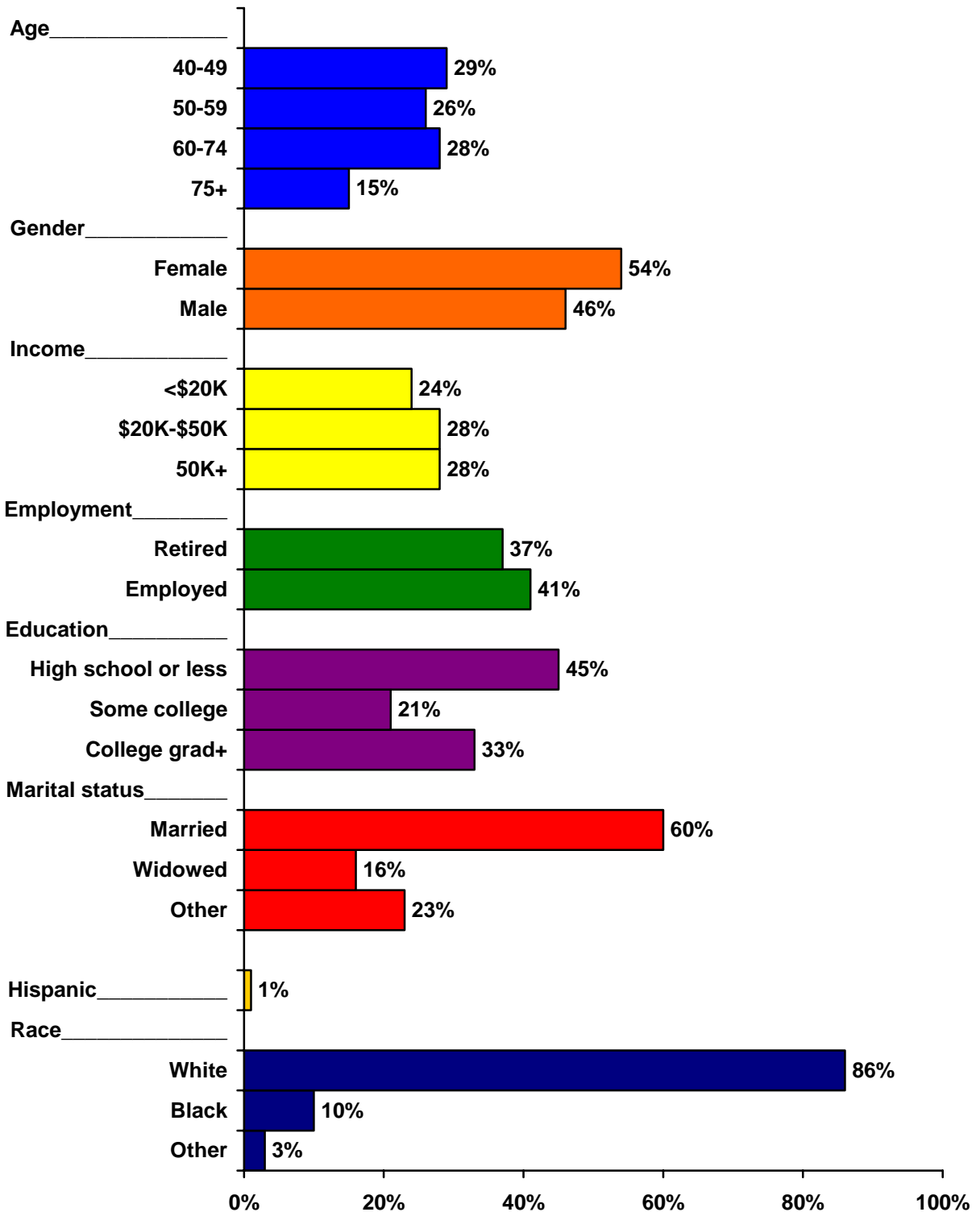
Arkansas respondents want to have adequate information to make choices about how and where they receive long-term care services. They definitely want to stay at home as long as possible in the event that long-term care is needed. Given respondents' strong preference to stay independent as they age, the state should work towards ensuring that residents have more options for long-term care services other than institutional care; as well as reliable sources of information to help them make good decisions about these services. Arkansas respondents would likely vote on legislation that would help ensure the choice and quality of long-term care services for all Arkansas residents; eight in ten say they voted all (61%) or most of the time (19%) in the last ten years.

Methodology

AARP commissioned Woelfel Research, Inc. to conduct a random digit dial telephone survey of 800 Arkansas residents age 40 and older as well as an additional 200 Arkansas AARP members age 50 and older from a list of randomly selected AARP members in the state. The survey was conducted between December 14 and 27, 2006 and total of 1,000 interviews were completed. A sample of this size has a sampling error of plus or minus 3.1 percent.² The survey responses from the 800 randomly selected Arkansas residents were weighted to reflect the actual distribution of age and gender for the population in Arkansas. The survey responses from the 200 randomly selected AARP Arkansas members from a list were weighted to reflect the distribution of the age segments in the member population of Arkansas. The total sample of 1,000 respondents was weighted to reflect the weights applied to both the 800 respondent RDD sample and the 200 respondent list-assisted sample. As of November 2006, the number of AARP members in Arkansas was 358,804. Weighted responses to all survey questions are in the attached annotated questionnaire.

² The response rate is 14 percent and the cooperation rate is 90 percent. The response rate is Response Rate 3 and the cooperation rate is Cooperation Rate 3 (AAPOR, 2006).

Demographic Profile of Survey Respondents (N = 1,000)



Annotated Questionnaire

2006 Arkansas Long-Term Care Survey
(Weighted N = 1,000, Response Rate 14%, Sampling Error +/-3.1%)

Introduction for General Population Sample (800)

Hello, this is _____ calling from Woelfel Research, Inc., a national opinion research firm. We are not telemarketers and are not trying to sell you anything. We would like to find out your opinions on long-term care services in Arkansas. Your views are important and we would greatly appreciate your participation. All of your responses are kept entirely confidential. The survey should take less than 10 minutes of your time.

II. RECORD GENDER OF PERSON WHO ANSWERED PHONE:

- 1) Male
- 2) Female

S1. To make our study more representative of those living throughout Arkansas, I need to speak with the youngest male who is at home right now and is at least 40 years old.

1. Person on phone is youngest male 40+ [SKIP TO S4]
2. Other person is youngest male 40+ and is coming to phone [SKIP TO S3]
3. Person is not available [CONTINUE]
4. No one 40+ in household [TERMINATE]

S2. Then may I speak to the oldest female who is at home right now and is at least 40 years old?

1. Person on phone is oldest female 40+ [SKIP TO S4]
2. Other person is oldest female 40+ and is coming to phone [SKIP TO S3]
3. Person is not available [ARRANGE CALLBACK]
4. No one 40+ in household [TERMINATE]

S3. Hello, this is _____, calling from Woelfel Research, Inc., a national opinion research firm. We are not telemarketers and are not trying to sell you anything. We would like to find out your opinions on long-term care services in Arkansas. Your views are important and we would greatly appreciate your participation. All of your responses are kept entirely confidential. The survey should take less than 10 minutes of your time.

S4. Are you a resident of Arkansas who is 40 years old or older?

1. Yes [SKIP TO Q1]
2. No

S5. May I please speak to someone in the household who is an Arkansas resident and is 40 years of age or older?

1. Yes, press "1" when correct person is on the phone [RETURN TO INTRO]
2. No, not available [ARRANGE CALLBACK]
3. Nobody in household is an Arkansas resident who is 40+ [TERMINATE]

Introduction for Member Sample (200)

Hello, may I please speak with

{WHEN RESPONDENT OR SPOUSE IS ON THE PHONE, CONTINUE WITH:}

{NOTE: IF SPOUSE, THEY MUST CONSIDER THEMSELVES A MEMBER OF AARP}

Hello, this is _____ calling from Woelfel Research, a national opinion research firm. I am calling on behalf of A-A-R-P formerly known as the American Association of Retired Persons. We are not telemarketers and are not trying to sell you anything. We would like to find out your opinions on various topics of interest. Your views are important and we would greatly appreciate your participation. All your responses will be kept entirely confidential. The survey should take about 10 minutes of your time.

{IF ASKED, "Where did you get my name?" SAY "A-A-R-P provided a list of members for us to call."}

Main Questionnaire

Now I am going to ask you some questions about long-term care services. Long-term care refers to care or services provided over an extended period of time at home, in a community setting such as an adult daycare center or assisted living facility, or in a nursing home. This type of care is available to people of all ages who are frail, ill, or have a disability and who need help with regular daily activities – such as getting dressed, bathing, preparing meals, eating, or taking medications.

1. Have you or anyone in your family -- such as grandparents, parents, children, or a sister or brother -- used long-term care services within the last five years?

	<u>%</u>
Yes	28
No	71
Not sure [DO NOT READ]	1
Refused [DO NOT READ]	-

2. How likely is it that you or a family member may need long-term care services in the next five years? Would you say you or a family member are....[READ EACH ANSWER]

	<u>%</u>
Extremely likely	9
Very likely	13
Somewhat likely	21
Not very likely	27
Not at all likely	22
Not sure [DO NOT READ]	9
Refused [DO NOT READ]	<.5

3. If you or a family member needed long-term care services, where or to whom would you be *most* likely to go to find out about these services? [DO NOT READ ANSWERS. ACCEPT ONE ANSWER.]

<u>%</u>		<u>%</u>	
5	Family/friend	1	Clergy or other church leaders
<.5	Newspaper advertisement	2	Hospital Discharge Planner
5	Area Agency on Aging	3	Internet
1	AARP	1	Senior Centers
5	Health & Human Services	1	Community health clinic
1	Telephone book	29	Other: _____
16	Physician	29	Not sure [DO NOT READ] [SKIP TO Q5]
1	Someone you know who uses these services	2	Refused [DO NOT READ] [SKIP TO Q5]

4. Why would you choose [INSERT SOURCE CITED IN QUESTION 3] to go to for help in finding out about long-term care services? [DO NOT READ ANSWERS AND ACCEPT MULTIPLE ANSWERS]

All Sources (n=689)	%
The source is trustworthy	25
The source is accessible	12
The source offers/uses the services I need	11
The source is knowledgeable of long-term care services available in my community	34
Other: _____	37
Not sure [DO NOT READ]	3
Refused [DO NOT READ]	3

Physician (n=156)	%
The source is trustworthy	35
The source is accessible	10
The source offers/uses the services I need	8
The source is knowledgeable of long-term care services available in my community	45
Other: _____	26
Not sure [DO NOT READ]	3
Refused [DO NOT READ]	2

5. Arkansas residents can get information about long-term care services from a variety of sources, including specific providers and agencies that offer these services or refer residents to these services.

How important is it to you for Arkansas residents to be able to get reliable unbiased information about all of the long-term care services that are available to them in their community? Would you say it is....[READ EACH ANSWER]

	%
Extremely important	48
Very important	38
Somewhat important	9
Not very important	1
Not at all important	2
Not sure [DO NOT READ]	1
Refused [DO NOT READ]	<.5

6. Options counseling provides accurate and thorough information about what long-term care services, including providers, are available in the community. Options counseling also provides information about what things to consider when making decisions about long-term care. Some of the long-term care services available in Arkansas are nursing homes, assisted living facilities, and personal care services.

How strongly do you support or oppose a law requiring options counseling so that Arkansas residents seeking information about long-term care services can be made aware of all possible choices for these types of services? Do you....[READ EACH ANSWER]

	<u>%</u>
Strongly support	52
Somewhat support	22
Neither support nor oppose	10
Somewhat oppose	5
Strongly oppose	7
Not sure [DO NOT READ]	5
Refused [DO NOT READ]	<.5

7. If you or a family member needed long-term care services, how would you prefer to receive those services? [READ EACH, ROTATE, AND ONLY ACCEPT ONE ANSWER]

	<u>%</u>
Have family and friends provide all the care at home	16
Have care provided at home by a personal care aide	14
Have care provided at home by both family and friends and a personal care aide	46
Have care provided in a home-like setting such as an assisted living facility where housing, food, and personal help are provided	12
Have care provided in a nursing home	4
Not sure [DO NOT READ] [SKIP TO Q9]	9
Refused [DO NOT READ] [SKIP TO Q9]	1

8. Now I'm going to read a list of reasons why some people may prefer to [INSERT SOURCE CITED IN QUESTION 7]. Do you prefer to [INSERT SOURCE CITED IN QUESTION 7]...? [READ EACH, ROTATE, AND ACCEPT MULTIPLE ANSWERS]

All Asked (n=907 Those who responded to question 7)	%
To remain in my own home and as independent as possible	94
To remain closer to family and friends	94
To have greater access to various medical equipment and medical professionals	78
To maintain as much control over the quality of my life as possible	96
Other reason: _____	27
Not sure [DO NOT READ]	-
Refused [DO NOT READ]	-

Have family and friends provide care at home (n=157)	%
To remain in my own home and as independent as possible	95
To remain closer to family and friends	98
To have greater access to various medical equipment and medical professionals	67
To maintain as much control over the quality of my life as possible	96
Other reason: _____	24
Not sure [DO NOT READ]	-
Refused [DO NOT READ]	-

Have care provided at home by a personal care aide (n=135)	%
To remain in my own home and as independent as possible	98
To remain closer to family and friends	87
To have greater access to various medical equipment and medical professionals	79
To maintain as much control over the quality of my life as possible	95
Other reason: _____	33
Not sure [DO NOT READ]	-
Refused [DO NOT READ]	-

Have care provided at home by family/friends and a personal care aide (n=463)	%
To remain in my own home and as independent as possible	99
To remain closer to family and friends	98
To have greater access to various medical equipment and medical professionals	80
To maintain as much control over the quality of my life as possible	97
Other reason: _____	26
Not sure [DO NOT READ]	-
Refused [DO NOT READ]	-

Have care provided in a home-like setting, such as an assisted living facility (n=116)	<u>%</u>
To remain in my own home and as independent as possible	78
To remain closer to family and friends	84
To have greater access to various medical equipment and medical professionals	82
To maintain as much control over the quality of my life as possible	95
Other reason: _____	20
Not sure [DO NOT READ]	-
Refused [DO NOT READ]	-

Have care provided in a nursing home (n=36)	<u>%</u>
To remain in my own home and as independent as possible	58
To remain closer to family and friends	80
To have greater access to various medical equipment and medical professionals	87
To maintain as much control over the quality of my life as possible	87
Other reason: _____	43
Not sure [DO NOT READ]	-
Refused [DO NOT READ]	-

9. If you or a family member needed long-term care services, how important would it be to you to have services that would allow you or your family member to stay at home as long as possible? Would you say it is....[READ EACH ANSWER]

	<u>%</u>
Extremely important	66
Very important	27
Somewhat important	5
Not very important	1
Not at all important	1
Not sure [DO NOT READ]	1
Refused [DO NOT READ]	-

10. Technology is available today that allows nursing home residents to visit with their families using a video camera and a home computer. This technology can also help families monitor the care of their relatives and friends in nursing homes, if the nursing home resident desired this. Video cameras installed in residents' rooms would focus only on the resident choosing to use this technology. The privacy of roommates choosing NOT to use this technology would be protected.

How strongly do you support or oppose a law in Arkansas that ensures that nursing home residents have the right to use video technology to visit their family members and to monitor their own care? Do you....[READ EACH ANSWER]

	<u>%</u>
Strongly support	51
Somewhat support	22
Neither support nor oppose	9
Somewhat oppose	6
Strongly oppose	7
Not sure [DO NOT READ]	4
Refused [DO NOT READ]	1

11. Currently, nursing home residents who are neglected and abused in a nursing home have the right to seek redress in a court of law. How strongly do you support or oppose maintaining the right of nursing home residents and their families to take nursing homes to court for neglecting and abusing a nursing home resident? Do you....[READ EACH ANSWER]

	<u>%</u>
Strongly support	85
Somewhat support	9
Neither support nor oppose	2
Somewhat oppose	1
Strongly oppose	2
Not sure [DO NOT READ]	1
Refused [DO NOT READ]	<.5

Demographics

The following questions are for statistical classification purposes only and will be kept entirely confidential.

D1. RECORD RESPONDENT'S GENDER

	<u>%</u>
Male	46
Female	54

D2. What is your age as of your last birthday? [IN YEARS] _____

	<u>%</u>
40-49	29
50-59	26
60-74	28
75+	15
Refused [DO NOT READ]	2

D3. What is your current marital status? [READ OPTIONS]

	<u>%</u>
Married	60
Not married, living with partner/significant other	3
Separated	1
Divorced	13
Widowed	16
Never Married	6
Refused [DO NOT READ]	2

D4. Are you or your spouse a member of A-A-R-P formerly known as the American Association of Retired Persons? [IF NOT MARRIED ASK "Are you a member of...."]

	<u>%</u>
Yes	41
No	58
Not sure [DO NOT READ]	1
Refused [DO NOT READ]	1

D5. What is the highest level of education that you completed? [READ OPTIONS]

	<u>%</u>
Less than high school	14
High school graduate or equivalent	32
Some college or technical training beyond high school	21
College graduate with a 2 year degree	10
College graduate with a 4 year degree	10
Post graduate study no degree	4
Post graduate or professional degree	9
Refused [DO NOT READ]	1

D6. Which of the following best describes your current employment status? [READ OPTIONS]

	<u>%</u>
Employed or self-employed full-time	35
Employed or self-employed part-time	6
Retired and not working	37
Unemployed and looking for work	2
Not in the labor force for other reasons	14
Something else (specify)	5
Refused [DO NOT READ]	1

D7. Are you of Hispanic, Spanish, or Latino origin or descent?

	<u>%</u>
Yes	1
No	98
Not sure [DO NOT READ]	<.5
Refused [DO NOT READ]	1

D8. What is your race?

	<u>%</u>
White or Caucasian	86
Black or African American	10
American Indian or Alaska Native	1
Asian	<.5
Native Hawaiian or other Pacific Islander	-
Other [Please Specify: _____]	2
Not sure [DO NOT READ]	<.5
Refused [DO NOT READ]	1

D9. Thinking about your state elections for Governor and Legislators in the last ten years, how often would you say you vote? Would you say you vote always, most of the time, about half of the time, seldom, or never vote?

	<u>%</u>
Always	61
Most of the time	19
About half of the time	5
Seldom	5
Never	9
Not sure [DO NOT READ]	<.5
Refused [DO NOT READ]	1

D10. For statistical purposes only, please stop me when I get to your household income level, before taxes, for 2006:

	<u>%</u>
Less than \$10,000	11
\$10,000 to less than \$20,000	13
\$20,000 to less than \$35,000	15
\$35,000 to less than \$50,000	13
\$50,000 to less than \$60,000	8
\$60,000 to less than \$75,000	7
\$75,000 and above	13
Not sure [DO NOT READ]	3
Refused [DO NOT READ]	17

D11. What is your 5-digit zip code? _____

D12. In what county do you live? _____

D13. In the last 12 months, have you accessed the Internet from your home or work, or from some other source such as your local library? [READ OPTIONS AND ACCEPT MULTIPLE ANSWERS]

	<u>%</u>
Yes, from home	52
Yes, from work	20
Yes, from some other source	9
No	40
Not sure [DO NOT READ]	-
Refused [DO NOT READ]	3

AARP
Knowledge Management
For more information contact Joanne Binette (202) 434-6303